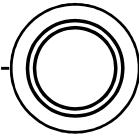
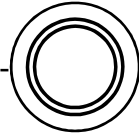


# Memorization



# Things to remember



Repetition is key!

Practice perfectly

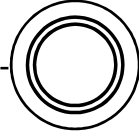
Break it up

Sequential memorization

Write lines down

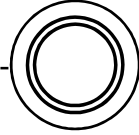
Move!

# Challenges of a script with more than one person:



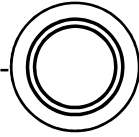
- You have to memorize not just WHAT to say or do but WHEN to say or do it.
  - Called CUES!
  - This includes when to move or perform an action.
  - Sometimes it's a speaking cue: a line that needs to be said to cue you.
  - Sometimes it's an acting cue: a movement or reaction that needs to be made.
- SO: memorize your lines, but also know what the cues are for speaking them.

ALWAYS have something to write with.



- From now on, when you are working on your scenes, bring a writing utensil to record notes with.
  - Cues
  - Stage directions
  - Acting notes
  - Director's notes

# MOVE!



- Decide on your blocking as you memorize lines with your partner.
- Memorize a line with what you do or where you go as you say it.
- Write down your stage direction for each line if there isn't anything in the script already.